



DeKalb School
of the Arts

Mission

To foster a community of competitive artist-scholars, creative leaders, and professionals through immersion in the arts, academics, and service in a supportive and inclusive environment. We embrace the arts as a means of transformation, self-actualization, and mindful engagement with the world.

Vision

Empowering artist-scholars to lead and transform lives through arts and innovation.

School Leadership

Principal
Dr. Keith Jones

Assistant Principals
Dr. Taneka Riley
Dr. Emerson Allen

DeKalb School of the Arts
1192 Clarendon Avenue
Avondale Estates, GA 30002
(678) 676-2502
www.dsa.dekalb.k12.ga.us

Academic Highlights

- 2023-2024 GaDOE Fine Arts Consumable Equipment (FACE) \$8,928 grant awardee
- 2023 Vocal Pointe selected to compete at Show Choirs of America in Orlando (Chorus)
- 2016-2023 AP School of Distinction
- 2016-2022 AP Access and Support Award
- 2016, 2017, 2018, 2020, 2021, 2023 AP Challenge Award

Priority Areas and Improvement Strategies

- Literacy
 - Disciplinary literacy in all content areas
- School Climate and Culture
 - Mindfulness
 - 5E Framework
 - CASEL: Student Engagement and SEL support

School Performance

GADOE College and Career Ready Performance Index (CCRPI) Scores

CCRPI scores were not available in 2020 and 2021

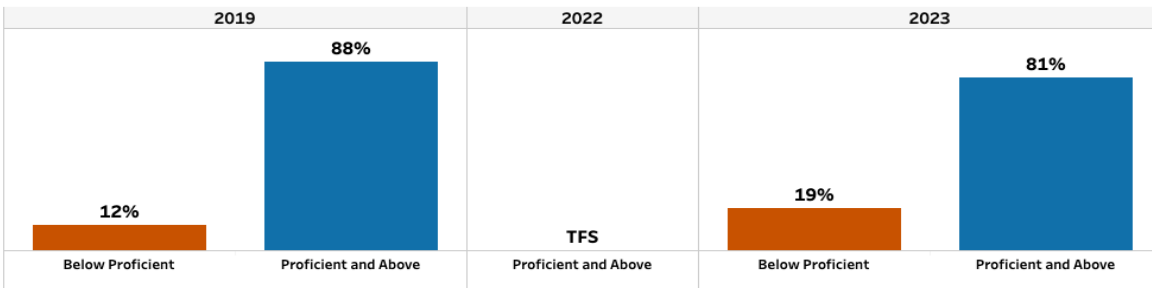
CCRPI COMPONENTS	2023	2022	2019	2018
CONTENT MASTERY	88.0	90.2	95.2	97.7
AMERICAN LITERATURE	95.83	100.00+	100.00+	100.00+
ALGEBRA	63.56	69.19	95.46	93.11
BIOLOGY	92.42	91.98	85.46	97.87
U.S. HISTORY	100.00+	100.00+	100.00+	100.00+
PROGRESS	38.8	N/A	87.7	87.2
ENGLISH LANGUAGE ARTS	N/A	N/A	81.89	86.83
MATHEMATICS	38.78	N/A	93.58	87.50
ENGLISH LEARNERS	N/A	N/A	N/A	N/A
CLOSING GAPS	75.0	N/A	90.6	100.0+
READINESS	91.8	98.4	94.2	94.4
GRADE LEVEL READING/LITERACY	98.61	95.12	93.98	95.40
STUDENT ATTENDANCE	85.53	N/A	96.21	95.25
ACCELERATED ENROLLMENT	100.00	100.00	100.00	100.00
PATHWAY COMPLETION	100.00	100.00	100.00	100.00
COLLEGE AND CAREER READINESS	74.68	N/A	80.82	81.33

School Name(s)		Cohort Year			
DeKalb School of the Arts		(All)			
Four- and Five-Year School Graduation Rates					
DeKalb School of the Arts	4-year	2023	100.00	1.28	
		2022	98.72	1.19	
		2021	97.53	-2.47	
		2020	100.00	1.23	
		2019	98.77	2.82	
		2018	95.95		
	5-year	2023	98.72	1.19	
		2022	97.53	-2.47	
		2021	100.00	0.00	
		2020	100.00	4.05	
		2019	95.95	-2.72	
		2018	98.67		
		Graduation Rate		Difference Over Prior Year	

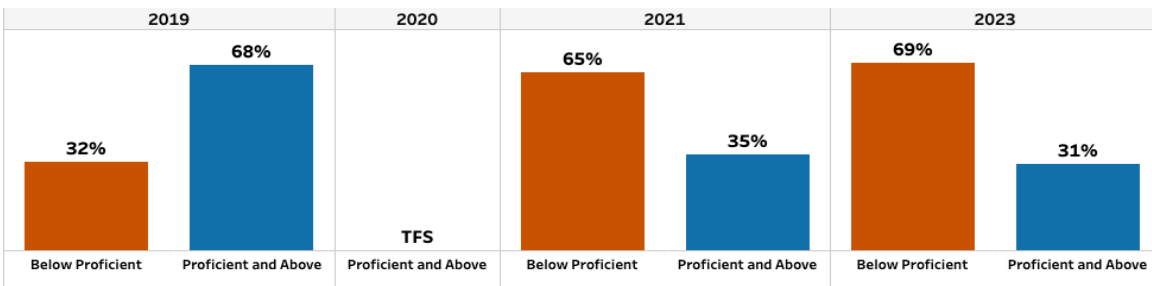
DEKALB SCHOOL OF THE ARTS

Milestones End-of-Course (EOC) Winter and Spring

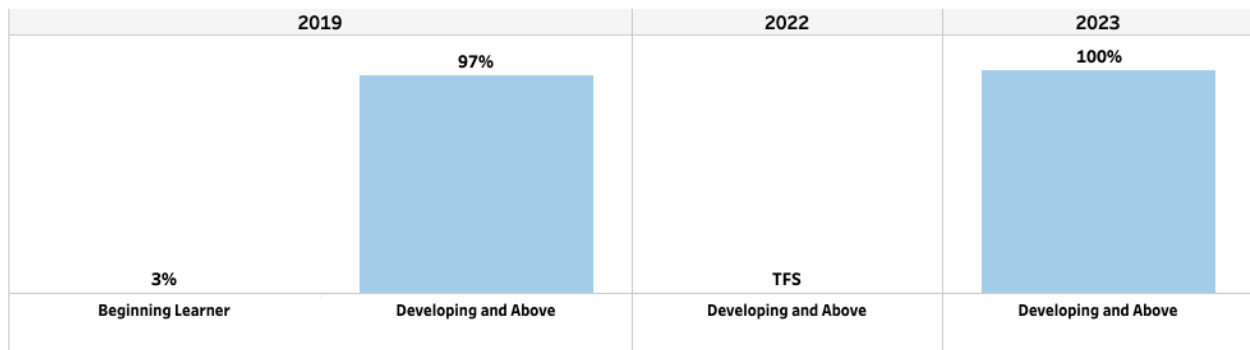
English / Language Arts (American Literature)



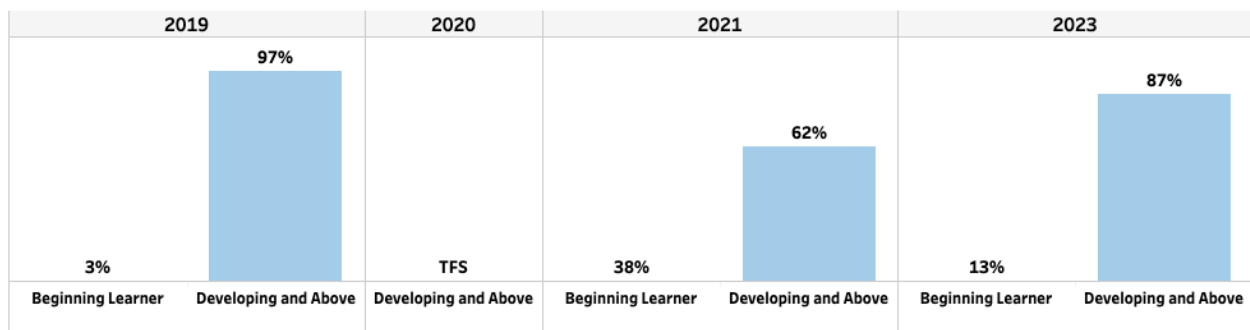
Mathematics (Algebra I & Coordinate Algebra)



English / Language Arts (American Literature)

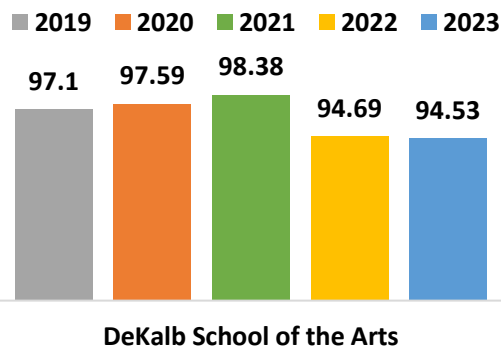


Mathematics (Algebra I & Coordinate Algebra)

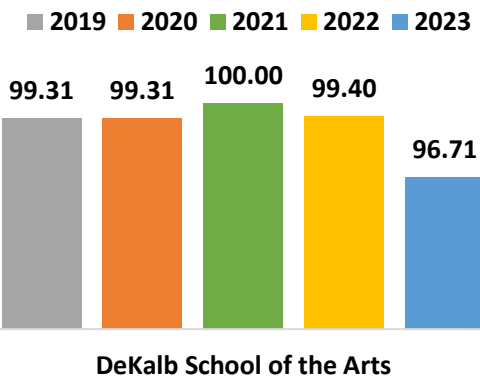


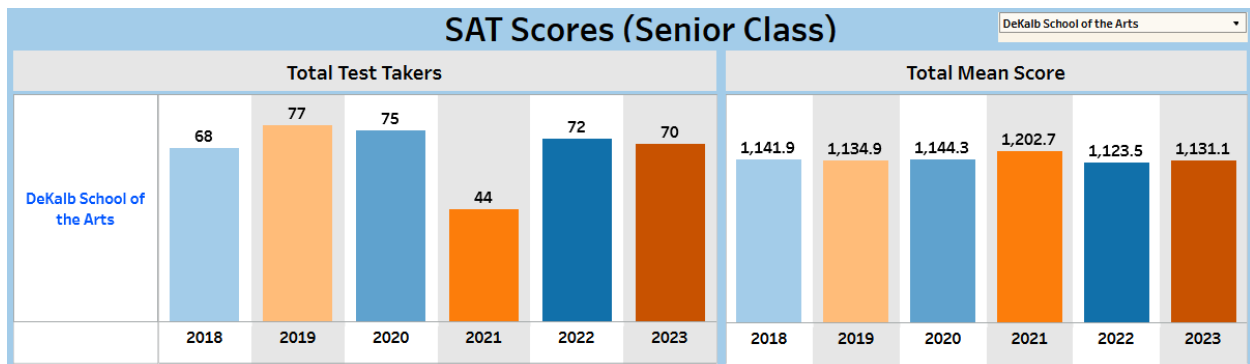
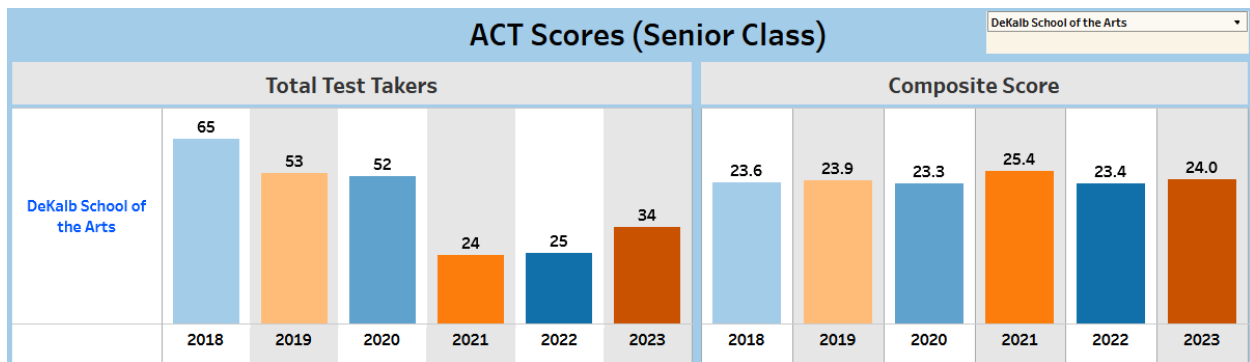
Note: EOC English Language Arts data include 9th Grade Literature and American Literature; 2022 School year data only include American Literature & Composition. EOC Mathematics data include Algebra I, Coordinate Algebra, Geometry, and Analytic Geometry; 2022 school year data only include Algebra 1 & Coordinate Algebra.

Average Daily Attendance



% Students with No Discipline Incidents





DeKalb School of the Arts

Student Demographic Summary

Active Students as of the Last Day of School

	All Students	Black	Hispanic	White	Asian/Pacific Islander	Multi-Racial	Native American/Alaskan Native
2023	298	262	TFS	124	9	16	TFS
2022	318	247	TFS	146	10	19	TFS
2021	405	224	10	143	10	18	TFS
2020	426	180	TFS	112	8	10	TFS
2019	419	169	15	93	10	10	TFS

TFS – Too Few Students (Less than 10)

